

Highlights of the Year



On track to achieve the FY 2025-26 revenue target ahead of timeline

₹200,000 Mn

Strong Financial Performance




₹180,394 Mn
Revenue
28% YoY ↑ **C**

₹18,029 Mn
PAT
41% YoY ↑ **C**

13.8%
EBITDA Margin
+70 bps ↑ **C**

₹21,408 Mn
Net Cash
13.2% YoY ↑ **C**

Making Progress

| | | |
|---|---|--|
|  Environment | 25,093 MTCO₂e Emissions avoided due to renewable energy C | 126,522 GJ Energy consumed from renewable sources 2% YoY ↑ C |
|  Social | 0.08 LTIFR 38% YoY ↓ C | 2,000 Trees planted as part of our CSR activities C |
|  Governance | 50% Board Independence | C CDP Score - Climate change |

Value Created for Stakeholders in FY 2023-24

| | | |
|--|---|---|
| Investors Superior stakeholder returns through optimal utilisation of resources 25.4% Dividend Payout Ratio 180 bps ↑ C | Customers Best-in-class products and services 98% Customer Satisfaction | Employees Protecting and nurturing our employees 86% Engagement Score in Survey C |
| Value Chain Partners Creating an inclusive ecosystem for partners 83.7% Sustainable Sourcing C | Environment Contributing responsibly to the environment 87 Mn litres Water recycled C | Communities Empowering beneficiaries through our CSR activities 77,930 Lives Impacted C |