


## Ensuring High Density End-to-End Strong Connectivity



### **CAT 6 & CAT 6A CABLE**

Higher bandwidth and lower signal loss  
Support gigabit ethernet standard  
Effective transmission of high speed data  
Efficient video and voice streaming



## ABOUT US

Polycab is India's largest manufacturer and supplier of wires and cables, and a fast-growing player in the fast-moving electrical goods (FMEG) industry. Over the years, Polycab has evolved and successfully built a strong global presence across diverse products in various countries. Today Polycab is the market leader in the major segment of wires and cables with 25 manufacturing facilities located across India, striving to deliver customised and innovative product with speed and quality service.

### **CAT 6 and 6A**

An improved structured cabling is always advisable for High Speed Gigabit networking system. Polycab CAT 6 and CAT 6A cables support and resolve all the constraints of Information Technology making remarkable difference in the network connectivity. Polycab advanced Technology offers CAT 6 and CAT 6A cable that supports Gigabit Ethernet Standards and gives quality performance in transmission of High Speed Data, Video and Voice streaming. Benefits like low signal loss and higher cable length in Gigabit Network Polycab CAT 6 and CAT 6A cables is the smart move towards the future. Many data centres, hospital, offices and business parks have updated, adapted and appreciated the quality and performance of Polycab CAT 6 and CAT 6A cables.

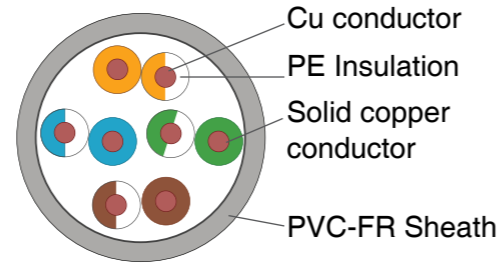
# CAT 6 UTP DATA CABLE

## Cable Description

23 AWG X 4 Pair Unshielded Twisted Pair

## Make Up

Conductor	: 23 AWG Solid bare copper
Insulation	: High Density Polyethylene
Pairs	: 2 Insulated core twisted Together
Strength material	: Nylon Rip Chord
Outer Sheath	: PVC – FR – Grey
Cable Diameter	: 5.80 ± 0.5 mm



## Identification

Pair	Colour Code
1	Blue - White/blue
2	Orange - White/orange
3	Green - White/green
4	Brown - White/brown

## Physical Characteristics

Parameters	Specified Value
Maximum Pulling Force	115 N
Operation Temperature	-20°C to 60°C
Installation Temperature	0°C to 50°C
Maximum Bending Radius	4 X Cable Diameter

## Application

- Ethernet 10BASE-T as per ISO/IEC/IEEE 8802-3-2017 Cl.25
- Ethernet 100BASE-T as per ISO/IEC/IEEE 8802-3-2017 Cl.25
- Ethernet 1000BASE-T as per ISO/IEC/IEEE 8802-3-2017 Cl.25
- PoE Type – 1 as per ISO/IEC/IEEE 8802 – 2017 Cl.33
- PoE Type – 2 as per ISO/IEC/IEEE 8802 – 2017 Cl.33
- PoE Type – 3 as per ISO/IEC/IEEE 8802 – 2017 Cl.33
- ATM 25
- ATM 51
- ATM 155



## Packing

305 Mtr Tangle free Coil in Box

## Compliance

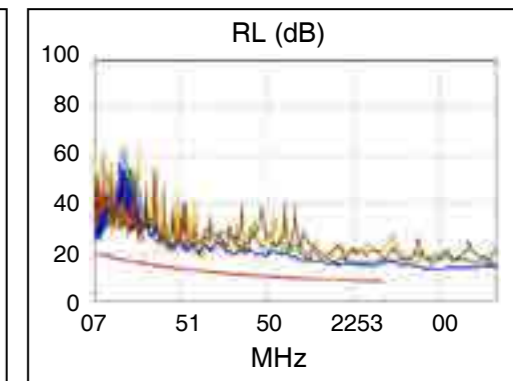
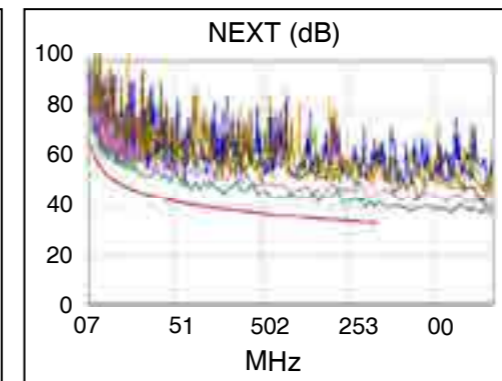
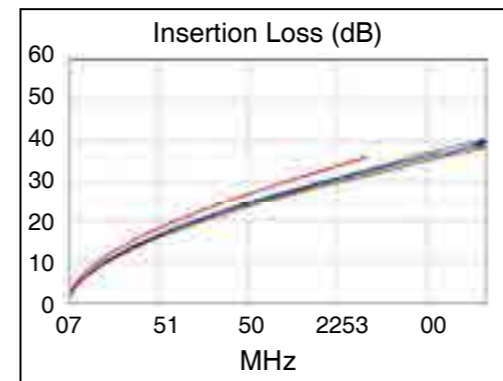
- ANSI/TIA - 568 C.2 Cat6
- ISO/IEC – 11801 Class E
- IEC 60332-1-2
- ASTM D2863

## Our Accreditation



## Transmission characteristics per 100 Mtr

Frequency in MHz	Attenuation (dB)	NEXT (dB)	PSNEXT (dB)	ELFEXT (dB)	PSELFEXT (dB)	RETURN LOSS (dB)
1	2.1	65	62	63.3	60.3	19.0
10	6.3	56.6	54	43.3	40.3	19.0
25	10.1	50	47.4	35.3	32.3	17.0
62.5	16.5	43.4	40.6	27.3	24.3	14.0
100	21.3	39.9	37.1	23.3	20.3	12.0
250	35.9	33.1	30.5	15.3	12.3	8.0



## Electrical Properties @ 20°C

Mutual Capacitance@1KHz	56 ± 10 nF/Km
Characteristic Impedance	100 ± 15 Ω
Conductor Resistance	92.0 Ω/Km Max
Conductor Resistance	5 % Max.
Unbalance	
Velocity of Propagation	65% @250 MHz
Propagation Delay	< 538 ns/100 M @250 MHz
Delay Skew	Max 48 ns/100 M
Insulation Resistance	100 M Ω
Operating Voltage	72 V

## Options:

- Following customised cable also can be supplied:
- LSZH Outer sheath - compliance to IEC 60754 1 & 2, ASTM D 2843, BS EN 61034 – 2.
  - Steel wired armoured with FRLS outer sheath
  - Steel wire flexible armouring with FRLS outer sheath
  - F/UTP as per ISO/IEC 11801
  - S/UTP as per ISO/IEC 11801
  - F/FTP as per ISO/IEC 11801
  - S/FTP as per ISO/IEC 11801
  - S/F/FTP as per ISO/IEC 11801

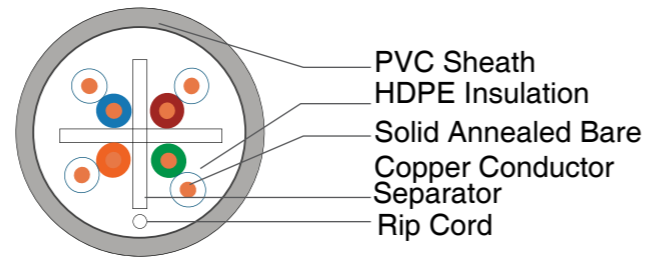
# CAT 6 (supreme) UTP DATA CABLE

## Cable Description

23 AWG X 4 Pair Unshielded Twisted Pair

## Make Up

Conductor : 23 AWG Solid bare copper  
 Insulation : High Density Polyethylene  
 Pairs : 2 Insulated core twisted Together  
 Strength material : Nylon Rip Chord  
 Outer Sheath : FR-PVC – Grey  
 Cable Diameter : 6.50 ± 0.5 mm



## Identification

Pair	Colour Code
1	Blue - White/blue
2	Orange - White/orange
3	Green - White/green
4	Brown - White/brown



## Physical Characteristics

Parameters	Specified Value
Maximum Pulling Force	115 N
Operation Temperature	-20°C to + 60°C
Installation Temperature	0°C to 50°C
Maximum Bending Radius	4 X Cable Diameter

## Compliance

ANSI/TIA - 568 C.2 Cat6  
 ISO/IEC – 11801 Class E  
 IEC 60332-1-2  
 ASTM D2863

## Application

Ethernet 10BASE-T as per ISO/IEC/IEEE 8802-3-2017 Cl.25  
 Ethernet 100BASE-T as per ISO/IEC/IEEE 8802-3-2017 Cl.25  
 Ethernet 1000BASE-T as per ISO/IEC/IEEE 8802-3-2017 Cl.25  
 PoE Type – 1 as per ISO/IEC/IEEE 8802 – 2017 Cl.33  
 PoE Type – 2 as per ISO/IEC/IEEE 8802 – 2017 Cl.33  
 PoE Type – 3 as per ISO/IEC/IEEE 8802 – 2017 Cl.33  
 ATM 25  
 ATM 51



## Packing

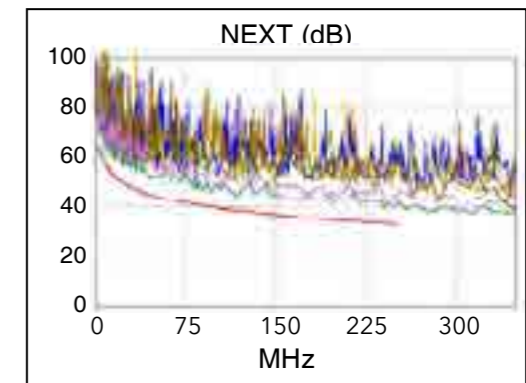
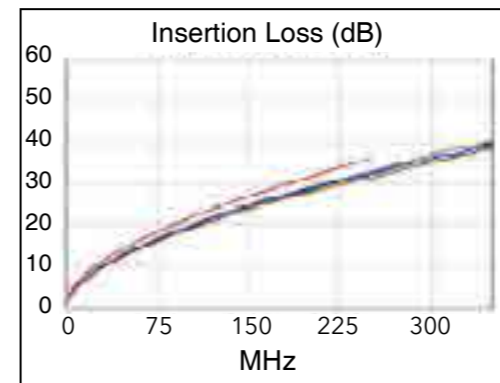
305 Mtr Tangle free Coil in Box

## Our Accreditation



## Transmission characteristics per 100 Mtr

Frequency in MHz	Attenuation (dB)	NEXT (dB)	PSNEXT (dB)	ELFEXT (dB)	PSELFEXT (dB)	RETURN LOSS (dB)
1	2.1	65	62	63.3	60.3	19.0
10	6.3	56.6	54	43.3	40.3	19.0
25	10.1	50	47.4	35.3	32.3	17.0
62.5	16.5	43.4	40.6	27.3	24.3	14.0
100	21.3	39.9	37.1	23.3	20.3	12.0
250	35.9	33.1	30.5	15.3	12.3	8.0
500	48.90	33.82	31.82	13.80	10.82	15.21



## Electrical Properties @ 20°C

Mutual Capacitance@1KHz	56 ± 10 nF/Km
Characteristic Impedance	100 ± 15 Ω
Conductor Resistance	92.0 Ω/Km Max
Conductor Resistance	5 % Max.
Unbalance	
Nominal Velocity of Propagation	69%
Propagation Delay	< 534 ns/100 M @250 MHz
Delay Skew	Max 45 ns/100 M
Insulation Resistance	100 M Ω
Operating Voltage	72 V

## Options:

- Following customised cable also can be supplied:
1. LSZH Outer sheath - compliance to IEC 60754 1 & 2, ASTM D 2843, BS EN 61034 – 2.
  2. Steel wired armoured with FRLS outer sheath
  3. Steel wire flexible armouring with FRLS outer sheath
  4. F/UTP as per ISO/IEC 11801
  5. S/UTP as per ISO/IEC 11801
  6. F/FTP as per ISO/IEC 11801
  7. S/FTP as per ISO/IEC 11801
  8. S/F/FTP as per ISO/IEC 11801

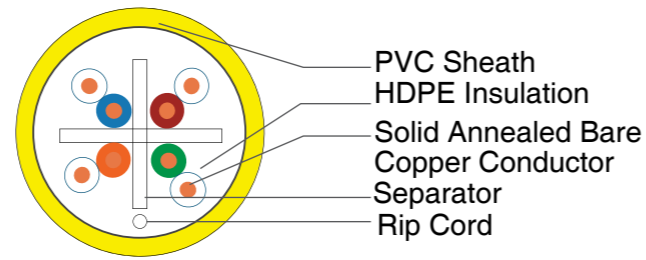
# CAT 6A UTP DATA CABLE

## Cable Description

23 AWG X 4 Pair Unshielded twisted Pair


## Make Up

- Conductor : 23 AWG Solid bare copper
- Insulation : High Density Polyethylene
- Pairs : 2 Insulated core twisted Together
- Isolator : Plastic Separator
- Strength material : Nylon Rip Chord
- Outer Sheath : PVC – FR – Grey
- Cable Diameter : 6.60 mm ± 1



## Identification

Pair	Colour Code
1	Blue - White/blue
2	Orange - White/orange
3	Green - White/green
4	Brown - White/brown



## Physical Characteristics

Parameters	Specified Value
Maximum Pulling Force	115 N
Operation Temperature	-20°C to + 60°C
Installation Temperature	0°C to 50°C
Maximum Bending Radius	4 X Cable Diameter

## Application

- Ethernet 10BASE-T as per ISO/IEC/IEEE 8802-3-2017 Cl.25
- Ethernet 100BASE-T as per ISO/IEC/IEEE 8802-3-2017 Cl.25
- Ethernet 1000BASE-T as per ISO/IEC/IEEE 8802-3-2017 Cl.25
- PoE Type – 1 as per ISO/IEC/IEEE 8802 – 2017 Cl.33
- PoE Type – 2 as per ISO/IEC/IEEE 8802 – 2017 Cl.33
- PoE Type – 3 as per ISO/IEC/IEEE 8802 – 2017 Cl.33
- ATM 25
- ATM 51

## Compliance

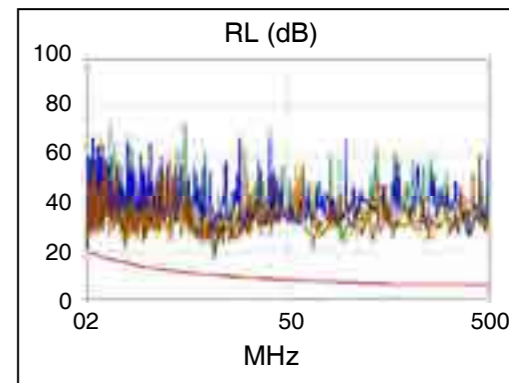
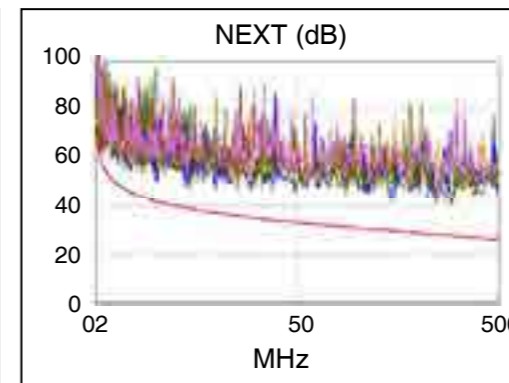
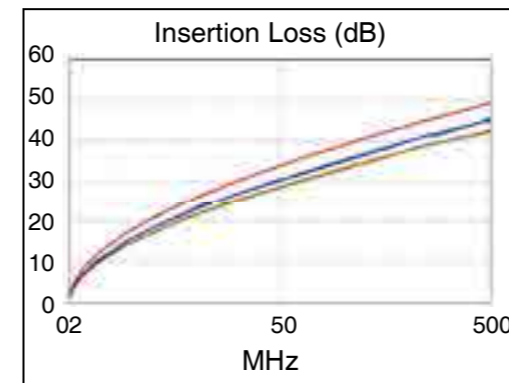
- ANSI/TIA - 568 C.2
- ISO/IEC – 11801 Class E suffix A
- IEC 60332-1-2
- ASTM D2863

## Our Accreditation



## Transmission characteristics per 100 Mtr

Frequency in MHz	Attenuation (dB)	NEXT (dB)	PSNEXT (dB)	ELFEXT (dB)	PSELFEXT (dB)	RETURN LOSS (dB)
1	2.03	74.30	72.30	67.80	64.80	20.0
10	5.95	59.30	57.30	47.80	44.80	25.0
25	9.65	53.33	51.34	39.84	36.83	24.32
62.5	15.46	47.36	45.32	31.88	28.88	21.54
100	19.9	44.30	42.28	27.80	24.76	20.11
250	32.9	38.33	36.33	19.84	16.84	17.32
500	48.90	33.82	31.82	13.80	10.82	15.21



## Electrical Properties @ 20°C

- Mutual Capacitance@1KHz : 56 ± 10 nF/Km
- Characteristic Impedance : 100 ± 15 Ω
- Conductor Resistance : 92.0 Ω/Km Max
- Conductor Resistance : 5 % Max.
- Unbalance
- Nominal Velocity of Propagation : 69%
- Propagation Delay : < 534 ns/100 M @500 MHz
- Delay Skew : Max 45 ns/100 M @500 MHz
- Insulation Resistance : 100 M Ω
- Operating Voltage : 72 V

## Options:

- Following customised cable also can be supplied:
- LSZH Outer sheath - compliance to IEC 60754 1 & 2, ASTM D 2843, BS EN 61034 – 2.
  - Steel wired armoured with FRLS outer sheath
  - Steel wire flexible armouring with FRLS outer sheath
  - F/UTP as per ISO/IEC 11801
  - S/UTP as per ISO/IEC 11801
  - F/FTP as per ISO/IEC 11801
  - S/FTP as per ISO/IEC 11801
  - S/F/FTP as per ISO/IEC 11801



## Packing

305 Mtr Tangle free Coil in Box



LAN Nomenclature	ISO/IEC 11801 Definition	Shielding type	Approx Overall Dimension	Cross section	Cable Snap	LAN Nomenclature	ISO/IEC 11801 Definition	Shielding type	Approx Overall Dimension	Cross section	Cable Snap
UTP	UTP	None	5.8 mm			UTP	UTP	None	6.60 mm		
UTP ARMD	UTP	NA	11.28 mm			UTP ARMD	UTP	NA	12.28 mm		
FTP	F/UTP	Overall Alu-Foil	7.2 mm			FTP	F/UTP	Overall Alu-Foil	8.0 mm		
UFTP	U/FTP	Individual Pair Alu-Foil	8.0 mm			UFTP	U/FTP	Individual Pair Alu-Foil	8.8 mm		
FFTP	F/FTP	Individual Pair & Overall Alu-Foil	8.4 mm			FFTP	F/FTP	Individual Pair & Overall Alu-Foil	9.2 mm		
STP	S/UTP	Overall ATC Braiding	8.6 mm			STP	S/UTP	Overall ATC Braiding	9.4 mm		
SFTP	SF/UTP	Overall ATC Braiding + Overall Alu-Foil	9.2 mm			SFTP	SF/UTP	Overall ATC Braiding + Overall Alu-Foil	10.0 mm		
SFFTP	SF/FTP	Individual Pair Alu-Foil+ Overall Alu-Foil & ATC Braiding	10.2 mm			SFFTP	SF/FTP	Individual Pair Alu-Foil+ Overall Alu-Foil & ATC Braiding	10.9 mm		

Available in supreme type on demand



Connection Zindagi Ka

## Regional & Branch Offices:

### EAST

**BHUBANESWAR** : A-167, Unit No. 102, First Floor, The Metropolis, Near Sparsh Hospital, Saheed Nagar, Bhubaneswar - 751007, Odisha. Tel. 0674 2549960

**GUWAHATI** : 4th Floor, Mayur Garden, Near ABC Bus Stop, G.S. Road, Guwahati - 781005, Assam, India.

**KOLKATA** : Unit No. 1108, 11th Floor, Godrej Genesis, Plot-XI, Block EP & GP Salt Lake, Sector - V, Kolkata - 700091.

**PATNA** : L-302, 303, Dumraon Palace, 3rd Floor, Fraser Road, Near Dakbangla Crossing, Patna - 800001.

**RANCHI** : Panchwati Tower Unit No. 3, Gr. Floor Harmu Road, Ranchi - 834001. Tel. 0651 2284040

### NORTH

**MOHALI** : Unit No.B-424, Bestech Business Towers, Sector 66, Mohali, Punjab - 160055. Tel. 9811588257

**LUCKNOW** : Shalimar Square, Office No - 09, 126/31, B. N. Road, Lalbagh, Hazratganj, Lucknow - 226001. Tel. 0522 4022324

**NOIDA** : B9, 1st Floor Sector - 3, Near Bajaj Bhawan, Noida - 201301. Tel. 0120 4848550

**DEHRADUN** : 57 GDG Tower Adjoining Hotel Calista Patel Nagar Dehradun, Uttarakhand - 248001 Tel. 0135 2728758

**JAIPUR** : 501 & 502, 5th Floor, K.J City Tower, Plot No. E-2, Ashok Marg, Near Ahinsha Circle, C-Scheme, Jaipur, Rajasthan - 302001. Tel. 0141 2216097

### WEST

**AHMEDABAD** : 102-1st Floor, Hrishikesh, Nr. IDBI Bank Cross Road, Gulbai Tekra, Ahmedabad - 380006. Tel. 079 26301655

**INDORE** : B-12, New Siyaganj, Patthar Godam Road, Indore - 452003. Tel. 0731 4033357

### WEST

**PUNE** : Off No. 36, Sangam Project Phase 2, Near RTO Pune, Near Sangam Bridge, Pune - 411001. Tel. 020 26058277

**RAIPUR** : 506, 5th Floor, Wallfort Ozone, Near Fafadih Chowk, Raipur - 492001, Tel. 0771 2582925, 4221686

**NAGPUR** : Shree Ganesh Enclave, Plot No. 12, 1st Floor, Near ST Stand, Ganeshpeth, Nagpur - 440018

### SOUTH

**KOCHI** : 34/138 C, NH By-Pass Road, Edappally, Kochi - 682024. Tel. 0484 2803285

**BENGALURU** : B-78, No. 18, 4th Main Road, KSSIDC Industrial Estate, 6th Block, Rajajinagar, Bangalore - 560010. Tel. 080 23102172 / 8354

**HUBLI** : Shop No. 99 to 119, 4th floor, Satellite Complex, Koppikar Road, Hubli - 580020, Tel. 0836 4259866

**COIMBATORE** : Kaanchan, Gr. Floor, No. 9, North Huzur Road, Coimbatore - 641018. Tel. 0422 2305339

**CHENNAI** : Gee Gee Universal, 8th Floor, No. 2, Mc Nichols Road, 3rd Lane, Near Metha Hospital, Chetpet, Chennai - 600 031. Tel. 044 42817272

**SECUNDERABAD** : 208-209, 2nd Floor Bhuvana Towers, S. D. Road, Secunderabad - 500003, Tel. 040 66326228

**VIJAYAWADA** : #54-20-9A, ABR complex, 4th floor, 1st line, Kanakadurga gazetted officers colony, Gurunanak Nagar Road, Vijayawada- 520008

**VISAKHAPATNAM** : 3rd Floor, Krishna Enclave, Seethammapeta Main Road, Visakhapatnam - 530016.

Corporate Office:

**POLYCAB INDIA LIMITED (formerly known as 'Polycab Wires Limited')**

Polycab House, 771, Mogul Lane, Mahim (W), Mumbai - 400 016, Maharashtra (India)

Ph.: +91-22-2432 7070/4, 6735 1400, Email: enquiry@polycab.com, Toll Free No.: 1800 267 0008, www.polycab.com